

DAVIS®

# 2012 Sola Price List

Designed by Justus Kolberg

Effective February 1, 2012



# SEATING

## Executive / Guest

### SOLA Chair Series

- Specifications ..... S-2
- Sola 10 ..... S-3
- Sola 20 ..... S-3
- Sola 15 ..... S-4
- Sola 25 ..... S-5



For information concerning Condition of Sales, Warranty, Fabric, Finishes, etc., please download the *Conditions of Sales.pdf* on the Davis web site: [www.davisfurniture.com](http://www.davisfurniture.com)



Caster Base



Glide Base



Veneer Back

## FEATURES

<b>Arm Caps</b>	Standard with black plastic arm caps - Optional Polished Aluminum, Leather or Ultrafabric arm caps.
<b>Caster Base</b>	Five-blade aluminum base Dual wheel casters
<b>Glide Base</b>	Five blade aluminum base standard with plastic glides. May order felt glides — <b>Sola Felt</b> as option
<b>Interior Frame</b>	Arms, supports, and base constructed of die cast aluminum
<b>Mechanism</b>	Forward position lock Pneumatic height adjustment

## OPTIONS

<b>Soft Casters</b>	<b>Sola-SOCA</b> — Replaces hard caster for use on hardwood floors — no upcharge Specify option when ordering chair
<b>Metal Finish</b>	Column, base, arms, height adjust lever, tilt lock lever, and cylinder — Polished Aluminum (-PA) Powdercoate Finishes — Black (-BL)                      Silver (-SI) Matte Black (-MB)              Matte Silver (-MS)
<b>Leather Arms</b>	<b>Sola-LAC</b> — An upholstered arm cover is available in Davis Leather or Ultrafabric. Please specify color selection when ordering.

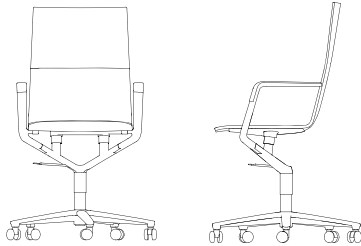
<b>Wood Finishes</b>	Oak	-OA	301 Natural Oak 302 Medium Oak 303 Grey Oak 304 Brown Oak
	Walnut	-WW	401 Natural Walnut 402 Medium Walnut

FULLY UPHOLSTERED

# SOLA Chair Series

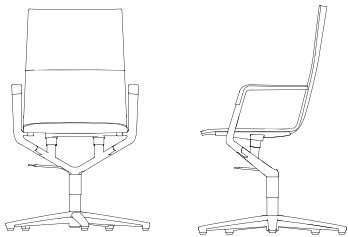
Example: item number Sola 10 + finish suffix -PA = Sola 10-PA

Item	Description	Dimensions Info	inches			centimeters		
			w	d	h	w	d	h
<b>Sola 10</b>	Fully Upholstered Black Plastic Arm Caps Caster Base	Outside	23	22 1/4	38 5/8 - 42 1/4	58.4	56.5	98.1 - 107.3
		Inside	19 1/4	17 5/8	20 5/8	48.9	44.8	52.4
		Arm			24 3/4 - 28 3/8			62.9 - 72.1
		Seat			17 3/4 - 21 1/2			45.1 - 54.6
		Yardage (54")		1 1/4 yds. / 22 1/2 sq. ft.				
		Shipping Weight approx.		42 lbs.				
		<b>Options</b>						
		<b>Sola-Polished</b> Polished Arm					<b>no upcharge</b>	
		<b>Sola-LAC</b> Leather or Ultrafabric Arm Cover					<b>\$62</b>	
		<b>Sola SOCA</b> - Soft Casters					<b>no upcharge at time of order</b>	



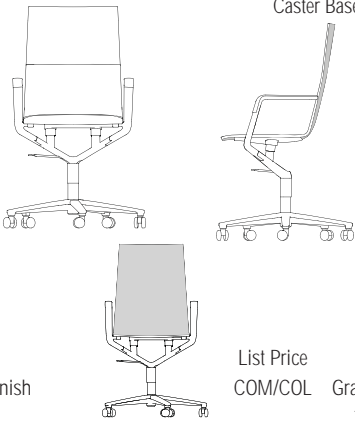
Finish	List Price COM/COL	Grades	Grade Differential \$35										
			1	2	3	4	5	6	7	8	9	10	11
-PA Polished Aluminum	1246	1224	1259	1294	1329	1364	1399	1434	1469	1504	1539	1574	1609
-BL Black													
-SI Silver													
-MB Matte Black													
-MS Matte Silver													

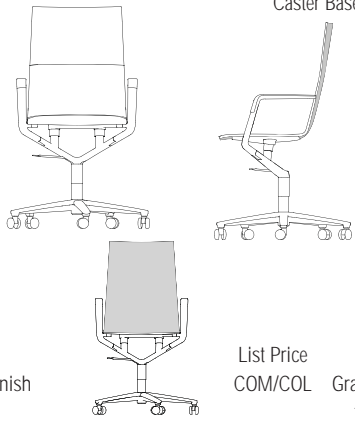
<b>Sola 20</b>	Fully Upholstered Black Plastic Arm Caps Glide Base	Outside	23	22 1/4	38 5/8 - 42 1/4	58.4	56.5	98.1 - 107.3
		Inside	19 1/4	17 5/8	20 5/8	48.9	44.8	52.4
		Arm			24 3/4 - 28 3/8			62.9 - 72.1
		Seat			17 3/4 - 21 1/2			45.1 - 54.6
		Yardage (54")		1 1/4 yds. / 22 1/2 sq. ft.				
		Shipping Weight approx.		42 lbs.				
		<b>Options</b>						
		<b>Sola-Polished</b> Polished Arm						<b>no upcharge</b>
		<b>Sola-LAC</b> Leather or Ultrafabric Arm Cover						<b>\$62</b>
		<b>Sola Felt</b> - Glides						<b>no upcharge at time of order</b>



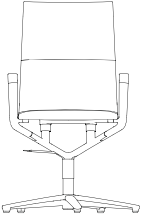

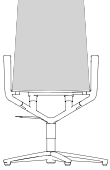
Finish	List Price COM/COL	Grades	Grade Differential \$35										
			1	2	3	4	5	6	7	8	9	10	11
-PA Polished Aluminum	1239	1216	1251	1286	1321	1356	1391	1426	1461	1496	1531	1566	1601
-BL Black													
-SI Silver													
-MB Matte Black													
-MS Matte Silver													

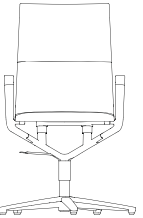
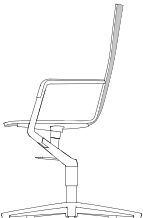
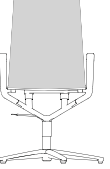
Example: item number Sola 15 -OA + finish suffix -PA = Sola 15-OA-PA

Item	Description	Dimensions			inches			centimeters							
		Info	w	d	h	w	d	h							
<b>Sola 15-OA</b>	Upholstered Insert	Outside	23	22 1/4	38 5/8 - 42 1/4	58.4	56.5	98.1 - 107.3							
	Oak Veneer Outside Shell	Inside	19 1/4	17 5/8	20 5/8	48.9	44.8	52.4							
	Black Plastic Arm Caps	Arm			24 3/4 - 28 3/8			62.9 - 72.1							
	Caster Base	Seat			17 3/4 - 21 1/2			45.1 - 54.6							
		Yardage (54")			1 yds. / 18 sq. ft.										
		Shipping Weight approx.			42 lbs.										
		<b>Options</b>													
		<b>Sola-Polished</b> Polished Arm						no upcharge							
		<b>Sola-LAC</b> Leather or Ultrafabric Arm Cover						\$62							
		<b>Sola SOCA</b> - Soft Casters						no upcharge at time of order							
Finish		List Price													
		COM/COL	Grades												
				1	2	3	4	5	6	7	8	9	10	11	12

<b>Sola 15-WW</b>	Upholstered Insert	Outside	23	22 1/4	38 5/8 - 42 1/4	58.4	56.5	98.1 - 107.3							
	Walnut Veneer Outside Shell	Inside	19 1/4	17 5/8	20 5/8	48.9	44.8	52.4							
	Black Plastic Arm Caps	Arm			24 3/4 - 28 3/8			62.9 - 72.1							
	Caster Base	Seat			17 3/4 - 21 1/2			45.1 - 54.6							
		Yardage (54")			1 yds. / 18 sq. ft.										
		Shipping Weight approx.			42 lbs.										
		<b>Options</b>													
		<b>Sola-Polished</b> Polished Arm						no upcharge							
		<b>Sola-LAC</b> Leather or Ultrafabric Arm Cover						\$62							
		<b>Sola SOCA</b> - Soft Casters						no upcharge at time of order							
Finish		List Price													
		COM/COL	Grades												
				1	2	3	4	5	6	7	8	9	10	11	12

Example: item number Sola 25 + veneer finish suffix -OA + finish suffix -BL = Sola 25-OA-BL

Item	Description	Dimensions Info	inches			centimeters								
			w	d	h	w	d	h						
<b>Sola 25-OA</b>	Upholstered Insert	Outside	23	22 1/4	38 5/8 - 42 1/4	58.4	56.5	98.1 - 107.3						
	Veneer Outside Shell	Inside	19 1/4	17 5/8	20 5/8	48.9	44.8	52.4						
	Black Plastic Arm Caps	Arm			24 3/4 - 28 3/8			62.9 - 72.1						
	Glide Base	Seat			17 3/4 - 21 1/2			45.1 - 54.6						
			Yardage (54")			1 yds. / 18 sq. ft.								
			Shipping Weight approx.			42 lbs.								
			<b>Options</b>											
			<b>Sola-Polished</b> Polished Arm				<b>no upcharge</b>							
			<b>Sola-LAC</b> Leather or Ultrafabric Arm Cover				<b>\$62</b>							
			<b>Sola Felt</b> - Glides											
Finish	List Price COM/COL	Grades				Grade Differential	<b>\$28</b>							
-PA	Polished Aluminum	1	2	3	4	5	6	7	8	9	10	11	12	
-BL	Black	1498	1479	1507	1535	1563	1591	1619	1647	1675	1703	1731	1759	1787
-SI	Silver													
-MB	Matte Black													
-MS	Matte Silver													

<b>Sola 25-WW</b>	Upholstered Insert	Outside	23	22 1/4	38 5/8 - 42 1/4	58.4	56.5	98.1 - 107.3						
	Veneer Outside Shell	Inside	19 1/4	17 5/8	20 5/8	48.9	44.8	52.4						
	Black Plastic Arm Caps	Arm			24 3/4 - 28 3/8			62.9 - 72.1						
	Glide Base	Seat			17 3/4 - 21 1/2			45.1 - 54.6						
			Yardage (54")			1 yds. / 18 sq. ft.								
			Shipping Weight approx.			42 lbs.								
			<b>Options</b>											
			<b>Sola-Polished</b> Polished Arm				<b>no upcharge</b>							
			<b>Sola-LAC</b> Leather or Ultrafabric Arm Cover				<b>\$62</b>							
			<b>Sola Felt</b> - Glides											
Finish	List Price COM/COL	Grades				Grade Differential	<b>\$28</b>							
-PA	Polished Aluminum	1	2	3	4	5	6	7	8	9	10	11	12	
-BL	Black	1518	1499	1527	1555	1583	1611	1639	1667	1695	1723	1751	1779	1807
-SI	Silver													
-MB	Matte Black													
-MS	Matte Silver													